

## Lesson 6: Vocabulary Lesson 2

### Review:

- Pronounce the words you found for Lesson 5, Practice C, to your teacher. (sun/moon)
- Take dictation from your teacher.
- Name the sun letters.

### Vocabulary:

Your new words for this lesson:



كَبِير

big, old, great




صَغِير

(small or young)



طَوِيل

(tall, long)



قَصِير

(short)



جَدِيد

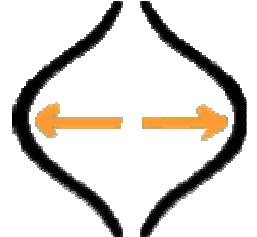
(new)

beautiful, fine

جَمِيل


handsome

حَسَن



وَأَسْع

wide



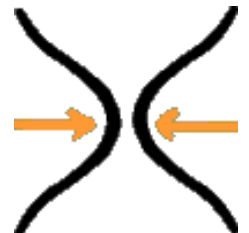
قَدِيم

old



مَكْسُور

broken



ضَيِّق

(narrow)

- A. Listen to the pronunciation of the words and pronounce them to your teacher.
- B. Record the words in your Arabic notebook under “adjectives”. Make two columns on these pages so that you can record each word’s antonym when you learn it.
- C. Complete activities from the Activity Bank as assigned by your teacher.

A few suggested activities:

- Alphabetize the words
- Spelling stairs
- Speed contest
- Climbing ladders
- Tic Tac Toe
- Opposites. Write a list of the vocabulary words, students must supply its opposite.

Student should master the spelling and know the meanings of all words before proceeding to the next lesson.